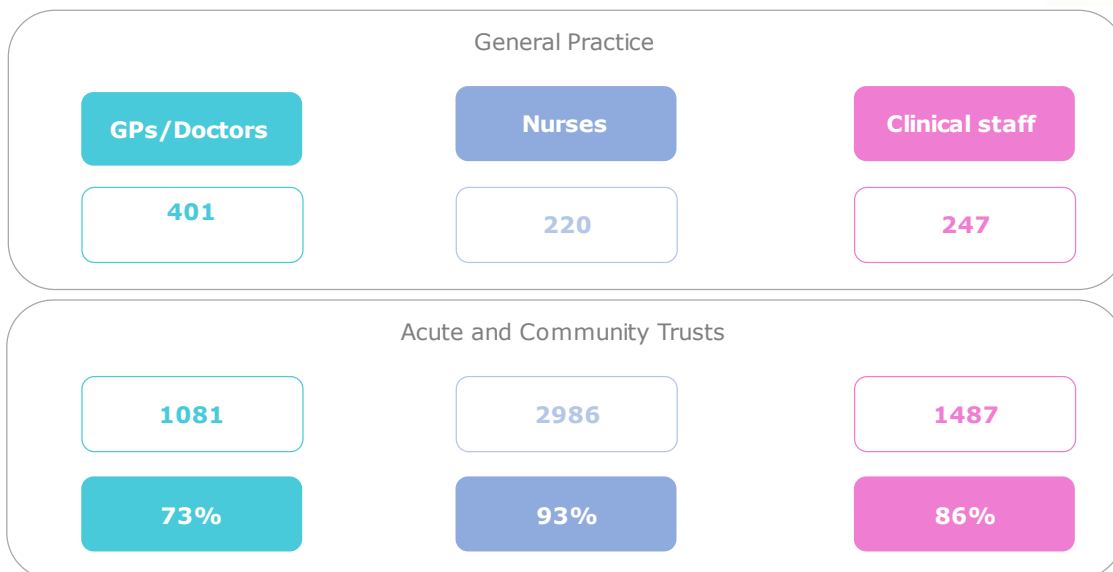


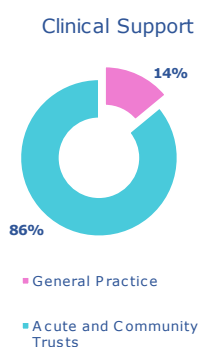
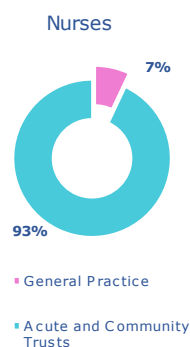
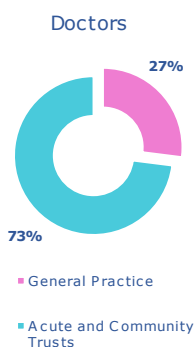
Gloucestershire Workforce Statistics
General Practice compared with Acute and Community Trusts



REPRESENTATION OF
CLINICAL WORKFORCE
IN GLOUCESTERSHIRE

86%
in Acute and Community Trusts

14%
in General Practice



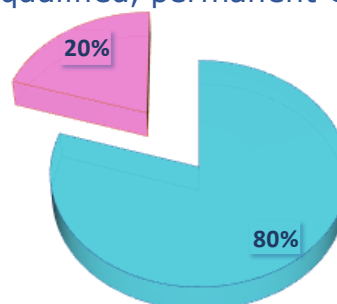
339 Qualified, Permanent FTE GPs in Gloucestershire

682718 patients

That's **2013** patients per FTE GP

The BMA recommends a maximum of **1600** patients per FTE GP

That means that **140,318** patients don't have a fully qualified, permanent GP



* NHS DIGITAL WORFORCE DATA MARCH 2023 **ALL FIGURES ARE FTE
*** INCLUDES GPS/DOCTORS IN TRAINING BUT EXCLUDES LOCUMS